

# International Olympiad on Russian as a Foreign Language

## (Instructions)

---

<b>Brief Instructions</b> .....	2
1. Registration in My Account .....	2
2. Selection of the Olympiad's discipline .....	2
3. Switch to the SUSU Testing System.....	2
4. Participation in the First Round of the Olympiad .....	2
5. Publication of the test results from the First Round of the Olympiad.....	2
6. Participation in the Second Round of the Olympiad.....	2
<b>Step-by-Step Instructions</b> .....	3
1. Registration in My Account .....	3
2. Selection of the Olympiad's discipline .....	5
3. Switch to the SUSU Testing System.....	6
4. Participation in the First Round of the Olympiad .....	6
5. Publication of the test results from the First Round of the Olympiad.....	8
6. Participation in the Second Round of the Olympiad.....	8

## Brief Instructions

### 1. Registration in My Account

- Register as a participant of the Olympiad in My Account at <https://univeris.susu.ru/foreign>. To complete registration, enter your details: Last name and first name in Russian and English, a user name, an active email address, and a password.

*Please note: A password must contain at least 8 characters (capital and small letters and digits).*

- Confirm the registration – click on the link in your email.

- Go to My Account at <https://univeris.susu.ru/foreign>.

**Log in.** Check your personal details as a participant of the Olympiad (First name and last name in Russian and English) and type in missing information: date of birth, country and city. In the next section enter your information on education: university or institute, field of study, year of studies. **Save the changes.**

### 2. Selection of the Olympiad's discipline

In the section “Олимпиада/Olympiad”, choose an area, in which you are going to test your knowledge: click “Add a discipline” and choose from the list. **Save the changes.**

### 3. Switch to the SUSU Testing System

- In My Account click the link “Start a test”.

- You will be taken to a home page of the SUSU Testing System. Sign in by entering your login and password from My Account.

*Please note: You will also be taken to the SUSU Testing System following the link <http://test-abit.susu.ru>*

### 4. Participation in the First Round of the Olympiad

After signing in to a personal account a window with the Olympiad's name will appear.

- Click on the name. A page of the chosen Olympiad will open.

- On the Olympiad page find a section “Test”. Click the link “Olympiad. Round 1. Russian Language”. A description of the test conditions will appear.

*Please note: You have only one try and 45 minutes to do a test.*

- If you are ready to fulfil the tasks, click the button “Start a test”.

### 5. Publication of the test results from the First Round of the Olympiad

Once the test is finished, you will be able to view your score.

This score will also be available in My Account.

### 6. Participation in the Second Round of the Olympiad

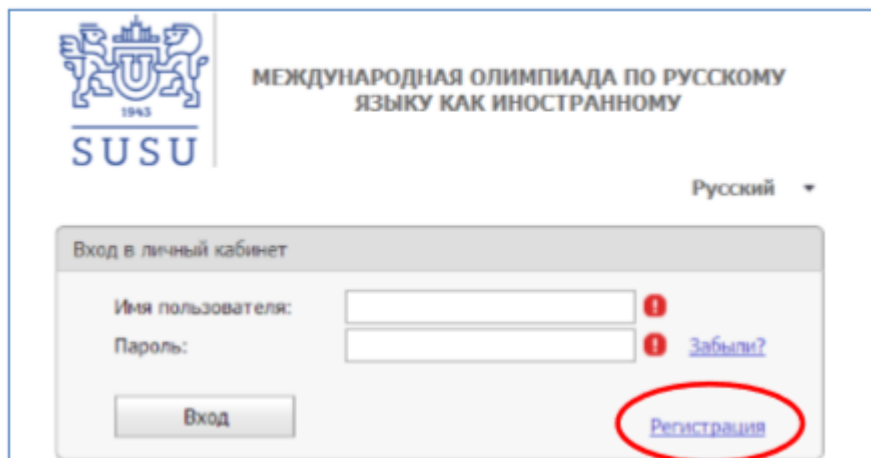
Participants with a required number of points are invited to the Second Round of the Olympiad.

Contestants will get a personal email-invitation with further instructions.

## Step-by-Step Instructions

### 1. Registration in My Account

Go to My Account following the link <http://univeris.susu.ru/foreign>. Click the link “Registration”.



Type in your details: Last name and first name in Russian and English, a user name, an active email address (an email will be sent to this address to confirm your registration), and a password.

**Please note:** A password must contain at least 8 characters (capital and small letters and digits).

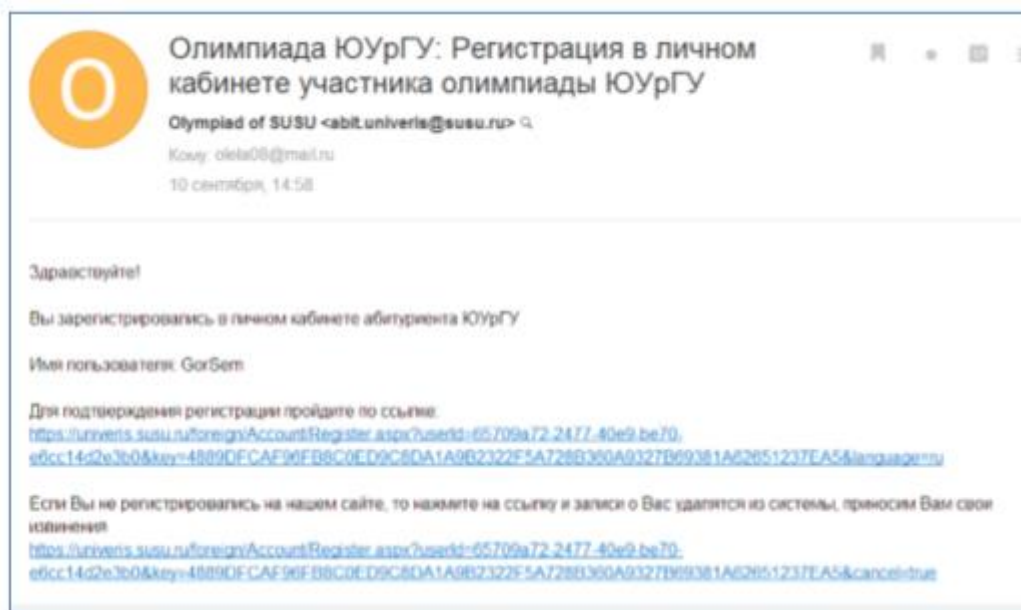
Click the button “Зарегистрироваться/Register”.



The registration result on the page:

Dear Student, a confirmation of registration has been sent to your email address [student@mail.ru](mailto:student@mail.ru).  
If you do not confirm the registration within 24 hours, your account information will be deleted from the database.

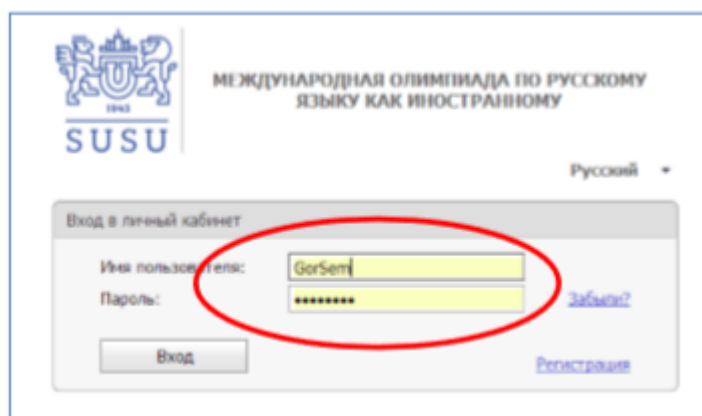
A participant of the Olympiad will receive an email:



The result of confirmation in My Account:

The registration has been confirmed  
[Continue](#)

Go to My Account using the link in the email. **Log in.**



## International Olympiad on Russian as a Foreign Language

In the appeared window check your personal details as a participant of the Olympiad (First name and last name in Russian and English) and **type in missing information**: date of birth, country and city. **Save the changes**.

МЕЖДУНАРОДНАЯ ОЛИМПИАДА ПО РУССКОМУ ЯЗЫКУ КАК ИНОСТРАННОМУ

Добро пожаловать, Сенен Горбунов

Русский

Регистрационные данные

Личный кабинет

Личные данные

Образование

Олимпиада

Фамилия (рус.): Горбунов

Фамилия (англ.): Gorbunov

Имя (рус.): Сенен

Имя (англ.): Senen

Страна: Россия

Город: Екатеринбург

Дата рождения: 10.06.2000

Сохранить изменения

© 2016 Институтский центр ИОЯУ

In the next section enter your information on education: university or institute, field of study, year of studies. **Save the changes**.

МЕЖДУНАРОДНАЯ ОЛИМПИАДА ПО РУССКОМУ ЯЗЫКУ КАК ИНОСТРАННОМУ

Добро пожаловать, Сенен Горбунов

Русский

Регистрационные данные

Личный кабинет

Личные данные

Образование

Олимпиада

Университет (институт): УрФУ

Факультет (специальность): ТИ

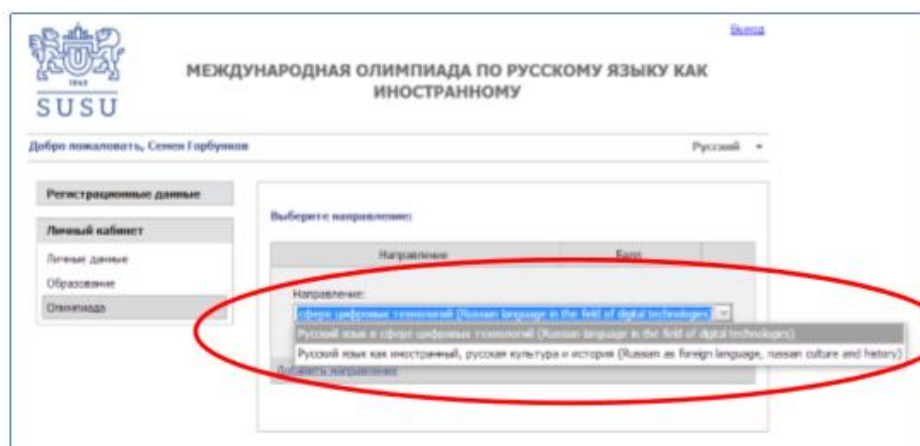
Курс: 3

Сохранить изменения

## 2. Selection of the Olympiad's discipline

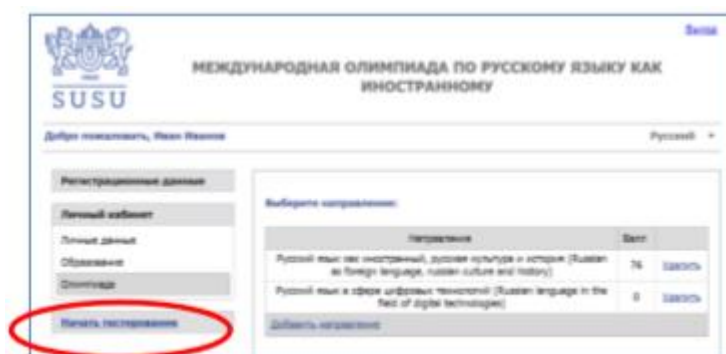
In the section “Олимпиада/Olympiad”, choose an area, in which you are going to test your knowledge (click “Add a discipline”): “Russian Language in the field of digital technologies” or “Russian as a Foreign Language, Russian Culture and History”.

**Save the changes.**



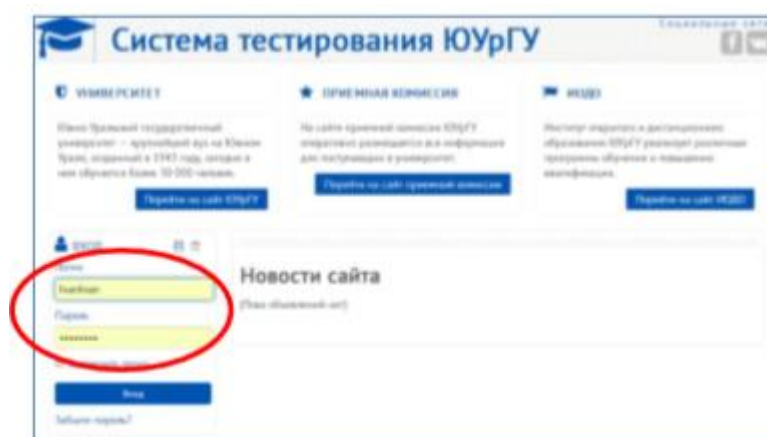
### 3. Switch to the SUSU Testing System

In My Account click the link “Start a test”.



You will be taken to a home page of the SUSU Testing System.

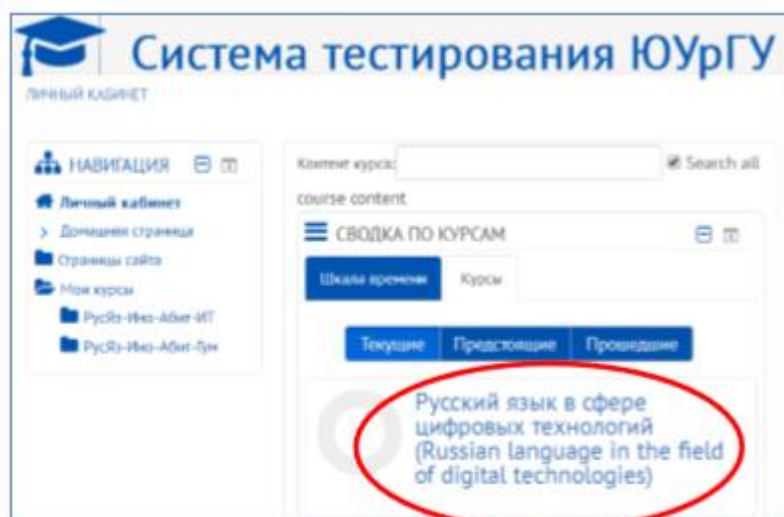
Sign in by entering your **login and password from My Account**.



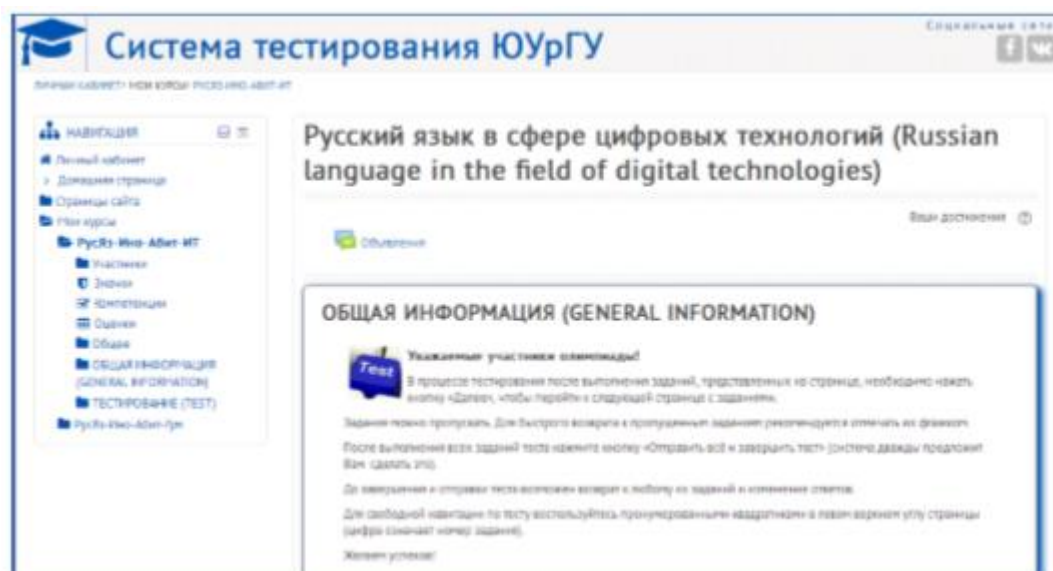
**Please note:** You will also be taken to the SUSU Testing System following the link <http://test-abit.susu.ru>.  
**Pre-registration** in My Account at <https://univeris.susu.ru/foreign> is compulsory.

### 4. Participation in the First Round of the Olympiad

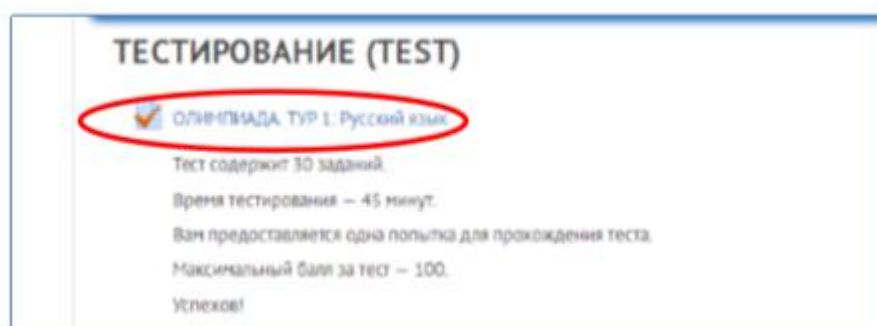
After signing in to a personal account a window with the Olympiad’s name will appear. Click on the name.



The shown result is a page of the chosen Olympiad.



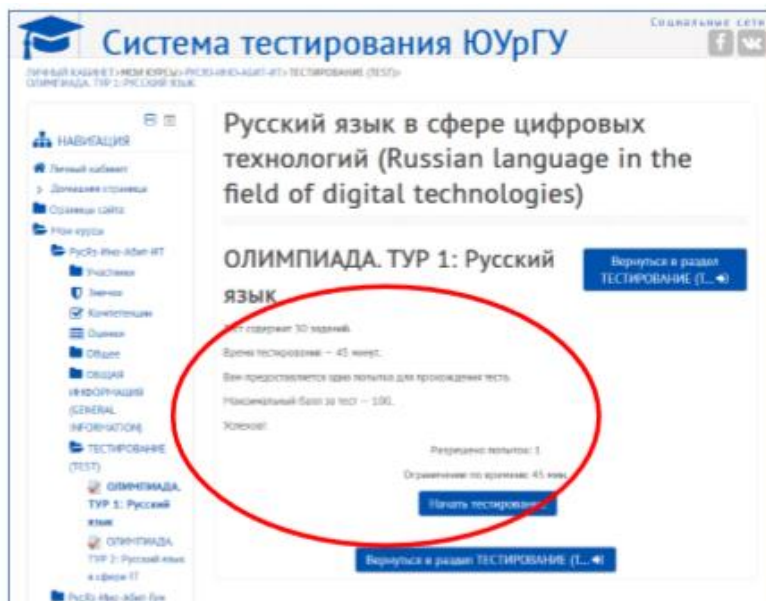
On the Olympiad page find a section “Test”. Click the link “Olympiad. Round 1. Russian Language”.



The shown result is a description of the test conditions.

*Please note: You have only one try and 45 minutes to do a test.*

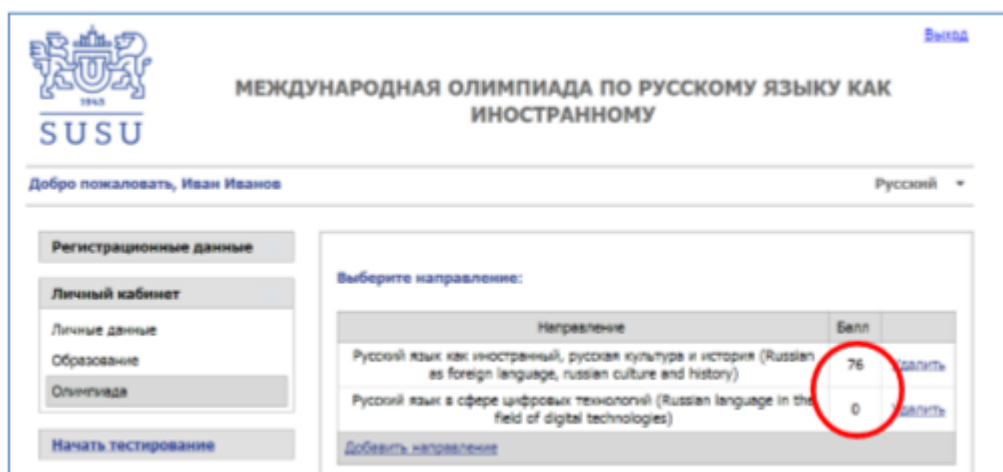
If you are ready to fulfil the tasks, click the button “Start a test”.



### 5. Publication of the test results from the First Round of the Olympiad

Once the test is finished, you will be able to view your score.

This score will also be available in My Account.



**Please note:** If you get enough points for the second round, you will receive an automatic congratulations email from the Electronic SUSU system.

### 6. Participation in the Second Round of the Olympiad

Participants with a required number of points are invited to the Second Round of the Olympiad.

Contestants will get a personal email-invitation with further instructions.